

FEATURES

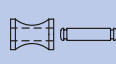
- ▶ Low friction, 2-stage ball bearing system provides consistent performance over the full load range.
- ▶ High static and dynamic load capacity.
- ▶ Captive Lock™ universal head can be fixed at 0 or 90 degrees, or left free to swivel 360 degrees.
- ▶ Light weight.
- ▶ Cheek cut-outs for easy bearing maintenance.
- ▶ Removable becket pins allow lines to be spliced prior to fitting and are locked into position without the use of split rings or tools.
- ▶ Double & triple blocks have a 2 way head that can be fixed at 0 or 90 degrees.
- ▶ High Load blocks feature a Nylatron® sheave suitable for both rope and wire.



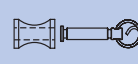
▶ **RF150**
4.8mm (3/16") pin



▶ **RF634**
4.8mm (3/16") pin



▶ **RF41010**
snap-in keyhole
becket pin and roller



▶ **RF41011**
becket pin, roller
and split ring

PRODUCT No.	DESCRIPTION	SHEAVE DIAM.		MAX. ROPE		MAX. WIRE		PIN DIAM.		M.W.L.		B.L.		WEIGHT	
		mm	(in.)	mm	(in.)	mm	(in.)	mm	(in.)	kg	(lb)	kg	(lb)	g	(oz)
BB Ball Bearing															
RF40100	Single block, universal head	40	(1 9/16)	10	(3/8)	-	-	5	(3/16)	350	(770)	1000	(2200)	70	(2.5)
RF40101	Single block, loop head	40	(1 9/16)	10	(3/8)	-	-	-	-	350	(770)	1000	(2200)	53	(1.9)
RF40110	Single block, becket, universal head	40	(1 9/16)	10	(3/8)	-	-	5	(3/16)	350	(770)	1000	(2200)	79	(2.8)
RF40111	Single block, becket, loop head	40	(1 9/16)	10	(3/8)	-	-	-	-	350	(770)	1000	(2200)	60	(2.1)
RF40202	Double block, 2-axis shackle head	40	(1 9/16)	10	(3/8)	-	-	5	(3/16)	500	(1100)	1000	(2200)	134	(4.7)
RF40212	Double block, becket, 2-axis shackle head	40	(1 9/16)	10	(3/8)	-	-	5	(3/16)	500	(1100)	1000	(2200)	142	(5.0)
RF40302	Triple block, 2-axis shackle head	40	(1 9/16)	10	(3/8)	-	-	5	(3/16)	600	(1320)	1400	(3090)	194	(6.8)
RF40312	Triple block, becket, 2-axis shackle head	40	(1 9/16)	10	(3/8)	-	-	5	(3/16)	600	(1320)	1400	(3090)	209	(7.4)
HL High Load															
RF40100HL	Single block, universal head	40	(1 9/16)	10	(3/8)	4	(5/32)	5	(3/16)	500	(1100)	1000	(2200)	69	(2.4)
RF40101HL	Single block, loop head	40	(1 9/16)	10	(3/8)	4	(5/32)	-	-	500	(1100)	1000	(2200)	51	(1.8)



FEATURES

- ▶ Low profile stand-up block has swivel head post to allow full articulation and rotation.
- ▶ Linked blocks are typically used for barber haulers and cunninghams.
- ▶ Curved base adapter for cheek block facilitates mounting on masts or booms.

- ▶ Cleat arms on triple block can be adjusted for optimum trimming angle.
- ▶ Clevis Pin head blocks have an alloy sheave with oversize Torlon® ball bearings to minimise friction.
- ▶ Jib lead slide with pin stop suits RC7250 25mm (1") T-track.


APPLICATIONS

- ▶ Mainsheet, halyard, vang and spinnaker control lines on off-the-beach catamarans, one design classes and sportsboats up to 8m (26').



▶ **RF804** – 6mm (7/32") pin, suits RF44108, RF44118

PRODUCT No.	DESCRIPTION	SHEAVE DIAM. mm (in.)	MAX. ROPE mm (in.)	MAX. WIRE mm (in.)	PIN DIAM. mm (in.)	M.W.L. kg (lb)	B.L. kg (lb)	WEIGHT g (oz)
BB Ball Bearing								
RF40140	Stand-up block	40 (1 9/16)	10 (3/8)	- -	- -	350 (770)	800 (1760)	71 (2.5)
RF40151	Cheek block	40 (1 9/16)	10 (3/8)	- -	- -	350 (770)	1000 (2200)	65 (2.3)
RF40285	Linked blocks, S40 & S30	40 (1 9/16)	10 (3/8)	- -	- -	300 (660)	750 (1650)	80 (2.8)
RF40300	Triple block, swivel shackle head	40 (1 9/16)	10 (3/8)	- -	5 (3/16)	600 (1320)	1400 (3090)	198 (7.0)
RF40171	Upright lead block	40 (1 9/16)	10 (3/8)	- -	- -	350 (770)	1000 (2200)	60 (2.1)
RF40130	Single block, becket, adjustable cleat, universal head	40 (1 9/16)	10 (3/8)	- -	5 (3/16)	250 (550)	500 (1100)	134 (4.7)
RF44108	Single block, clevis pin head, alloy sheave, Torlon® balls	40 (1 9/16)	6 (1/4)	- -	6 (7/32)	240 (530)	1100 (2430)	60 (2.1)
RF44118	Single block, becket, clevis pin head, alloy sheave, Torlon® balls	40 (1 9/16)	6 (1/4)	- -	6 (7/32)	320 (710)	1100 (2430)	71 (2.5)
RC72532	Single block, 25mm (1") T-track slide	40 (1 9/16)	10 (3/8)	- -	- -	350 (770)	800 (1760)	166 (5.9)
HL High Load								
RF40151HL	Cheek block	40 (1 9/16)	10 (3/8)	4 (5/32)	- -	500 (1100)	1000 (2200)	62 (2.2)
RF40171HL	Upright lead block	40 (1 9/16)	10 (3/8)	4 (5/32)	- -	500 (1100)	1000 (2200)	59 (2.1)
Accessories								
RF41153	Curved surface adapter, for cheek block	-	-	-	-	-	-	9 (0.3)

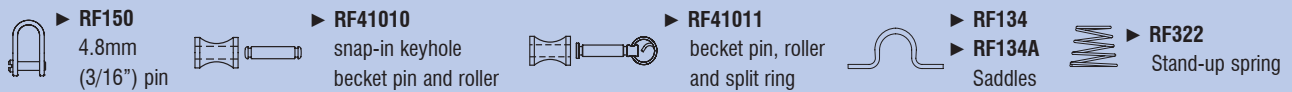


FEATURES

- ▶ Fiddle blocks are ideal for fine-tune mainsheet tackles, cunninghams, boom vang, backstays and other control line purchase systems.
- ▶ Captive Lock™ universal head can be fixed at 0 or 90 degrees, or left free to swivel 360 degrees.
- ▶ Quick adjusting cleat arms require no tools to adjust and fix in desired position.
- ▶ Snap shackle adapters suit single and fiddle blocks and are available in standard and trunnion versions.

MATERIALS

- ▶ Acetal ball bearings.
- ▶ Alloy sheave versions use Torlon® ball bearings.
- ▶ U.V. stabilised Acetal sheaves. High Load blocks have a self lubricating Nylatron® sheave.
- ▶ Impact modified, fibre reinforced and U.V. stabilised Zytel® cheeks.
- ▶ Grade 316 stainless steel load straps and head fittings.



PRODUCT No.	DESCRIPTION	SHEAVE DIAM. mm	MAX. ROPE mm (in.)	MAX. WIRE mm (in.)	PIN DIAM. mm (in.)	M.W.L. kg (lb)	B.L. kg (lb)	WEIGHT g (oz)
BB Ball Bearing								
RF40500	Fiddle block, universal head	40 + 24	(1 9/16 + 15/16)	8 (5/16)	- -	5 (3/16)	350 (770)	1000 (2200) 90 (3.2)
RF40510	Fiddle block, becket, universal head	40 + 24	(1 9/16 + 15/16)	8 (5/16)	- -	5 (3/16)	350 (770)	1000 (2200) 97 (3.4)
RF40520	Fiddle block, adjustable cleat, universal head	40 + 24	(1 9/16 + 15/16)	8 (5/16)	- -	5 (3/16)	350 (770)	1000 (2200) 156 (5.5)
RF40530	Fiddle block, becket, adjustable cleat, universal head	40 + 24	(1 9/16 + 15/16)	8 (5/16)	- -	5 (3/16)	350 (770)	1000 (2200) 163 (5.7)
RF44000	Sheave, alloy, Torlon® balls	40	(1 9/16)	6 (1/4)	- -	- -	240 (530)	- - 15 (0.5)
HL High Load								
RF40000HL	Sheave, HL Nylatron®	40	(1 9/16)	10 (3/8)	4 (5/32)	- -	- -	- - 14 (0.5)
Accessories								
RF6170	Snap shackle head adapter	-	-	-	-	5 (3/16)	565 (1250)	1135 (2500) 49 (1.7)
RF6171	Trunnion snap shackle head adapter	-	-	-	-	5 (3/16)	565 (1250)	1135 (2500) 62 (2.2)